

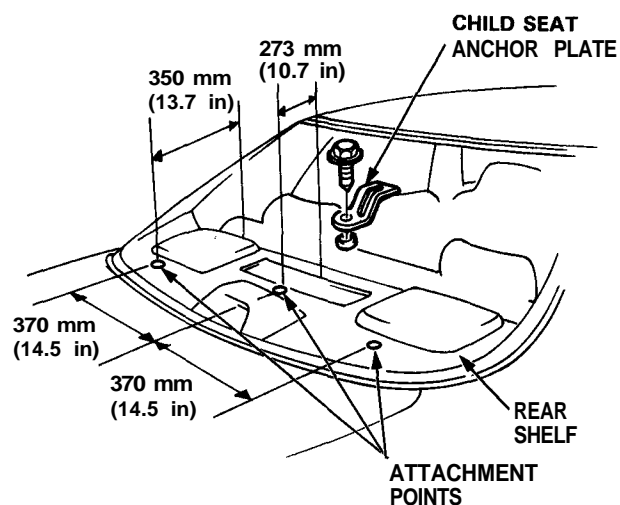


Rearview Mirror

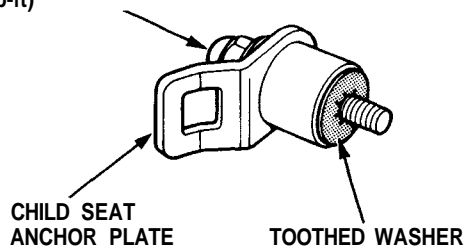
Child Seat Anchor Plate

Attachment points are provided for a rear seat mounted child restraint system which uses a top tether. The attachment points are located on the rear shelf, just behind the rear seat-back.

When using a child seat with a top tether, use a razor blade or sharp knife to carefully cut a 1 inch diameter circle at the location of the attachment point and install the child seat anchor plate securely.



8 x 1.25 mm
22 N·m (2.2 kg-m,
16 lb-ft)



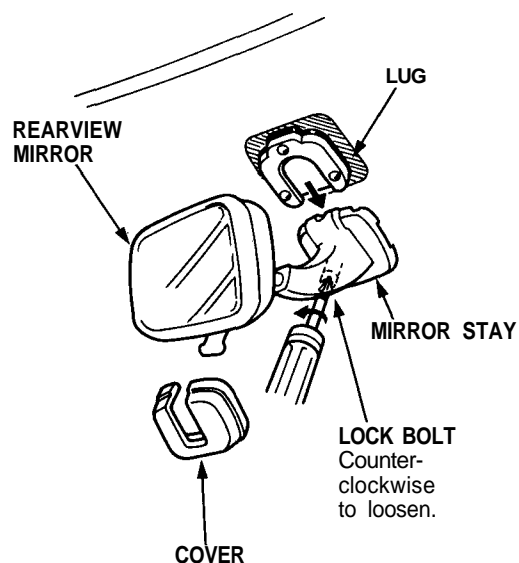
NOTE:

- Do not remove the toothed washer from the child seat anchor plate. Use the child seat anchor plate with the toothed washer attached to it.
- When installing a child seat on the rear seat, follow the instructions of the manufacturer of the child seat.
- Additional anchor plates are available.

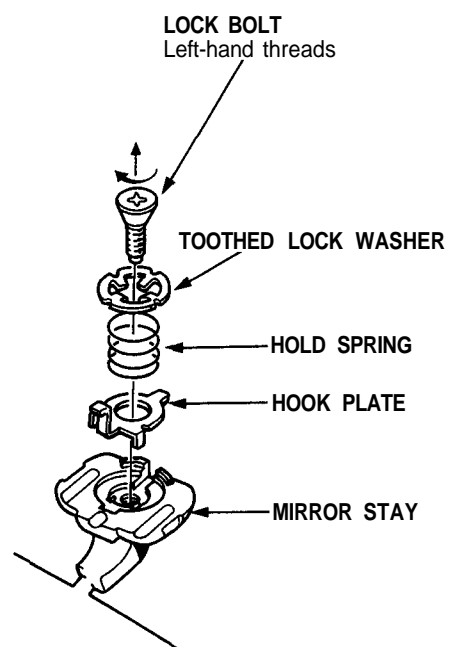
WARNING Do not use the child seat anchor plate for any other purpose; it is designed exclusively for installation of a child seat.

Replacement

- Carefully remove the cover with a flat tip screwdriver.
- Loosen the lock bolt, then slide the mirror stay from the lug.



- Remove the lock bolt, then remove the toothed lock washer and hold spring from the mirror stay.



- Installation is the reverse of the removal procedure.